


Directions for wiring 120 volt meter kit DEM Meter

(Digital Electromechanical Meter)


Connected as shown meter will correctly register 120 volt loads.



Model # DEM



Rear View of DEM Meter



Connect the other end of flexible wire to meter ground if the line neutral is connected to meter ground. **If not**, connect wire to some other neutral point, such as neutral bar or neutral on a receptacle inside of power outlet box. If installing a USG meter kit, there WILL NOT be a neutral connection to the meter socket ground screw.

1. DISCONNECT POWER BEFORE WORKING INSIDE POWER OUTLET.
2. Connect (1) incoming "HOT" wire to the top left lug.
3. Connect (1) load wire from the top right lug and back to the internal load center.
4. Connect (1) jumper between the (2) bottom lugs.
5. #10 AWG copper or #8 aluminum wire suggested.
6. Remove or slide clip open on BACK of meter. THIS IS IMPORTANT! Use ONLY DEM type meter! See photo at right.
7. Connect (1) 18-20 AWG flexible wire with fork terminal to the "CENTER MOST" screw on back of meter as shown. Connect other end as noted under rear view photo at right.
8. WARNING! Connecting this wire to the other screw will trip site breaker, may cause a flash and damage meter.
9. Carefully install meter without pinching flexible wire inside the meter socket.


Directions for wiring 240 volt meter kit SSEM or DEM Meter

(Solid State Electric Meter)

Connected as shown, meter will correctly register both 240 and/or 120 volt loads.



Model # SSEM



1. DISCONNECT POWER BEFORE WORKING INSIDE POWER OUTLET
2. Connect (2) incoming "hot" wires to the top lugs
3. Connect (2) load wires to the bottom lugs and back to the internal load center.
4. #8 AWG copper wire or #6 aluminum suggested.
5. Carefully install meter.

WARNING: Verify the input voltage rating and configuration is suitable for the intended electrical service. Complete installation to be sized and installed in accordance with the National Electric Code (NEC) . We recommend the assistance of a licensed electrician. 053017



Industry Experts in
Electrical Supplies
for RV Resorts,
Campgrounds &
Manufactured
Home
Communities

- Fast, courteous and professional service
- The best brands in the industry, including Heritage, Eaton, Midwest & Milbank
- Two warehouses to ensure immediate shipping on most products

Visit our website:
www.go-usg.com

800-800-2811
(Open 8:30 am - 5 pm Coast-to-Coast)